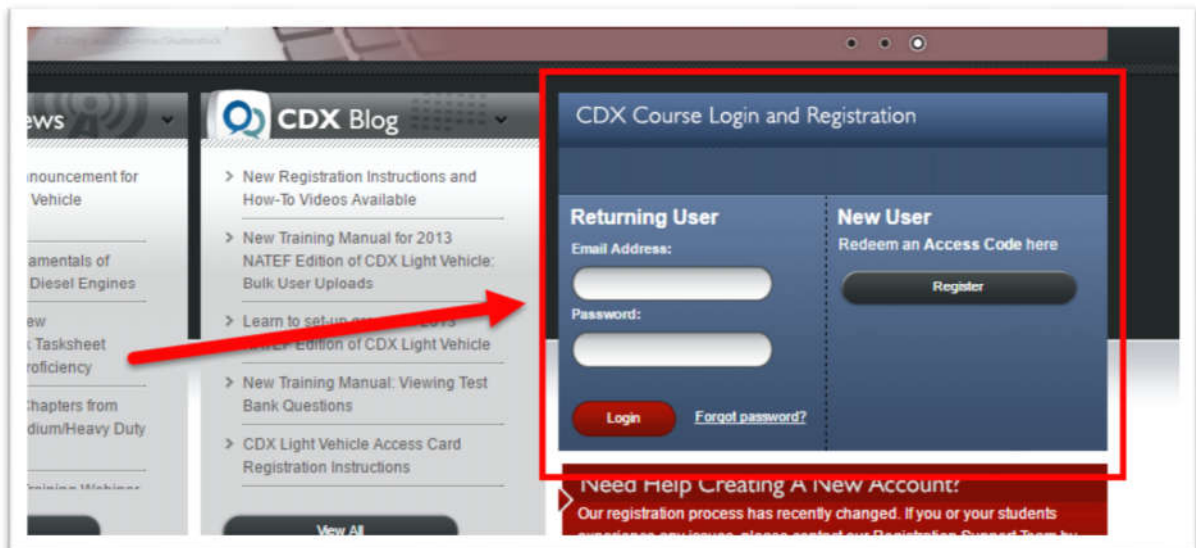


# Logging in to your Post-Secondary CDX Site

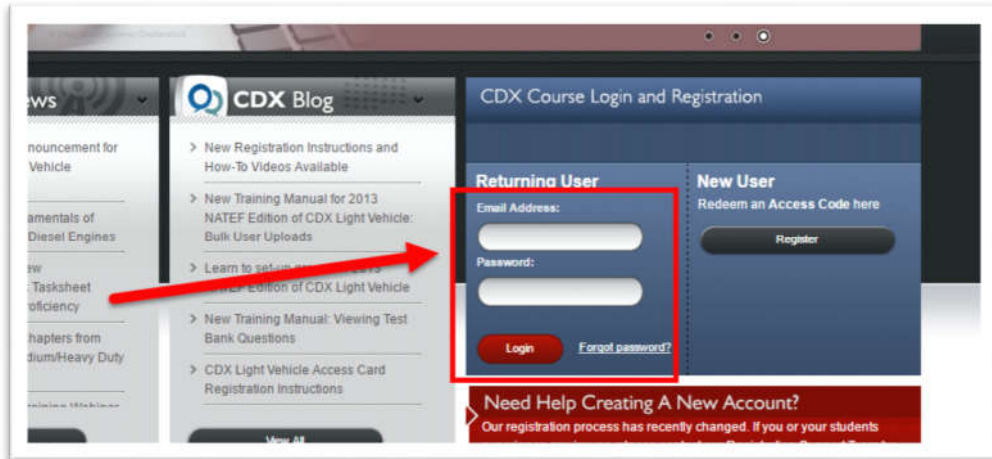
1. Navigate to [www.cdxauto.com](http://www.cdxauto.com)



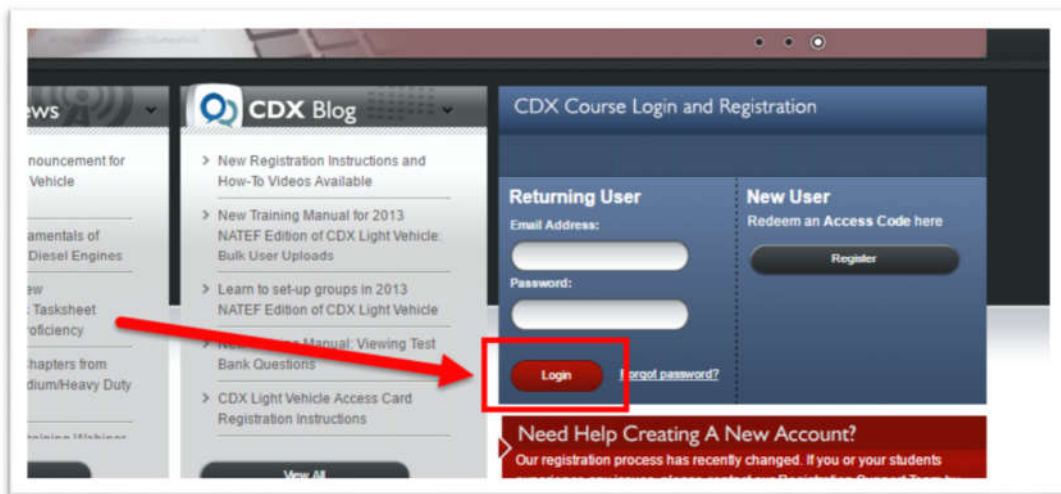
2. On the right hand side of the page, find the blue box titled *CDX Course Login and Registration*



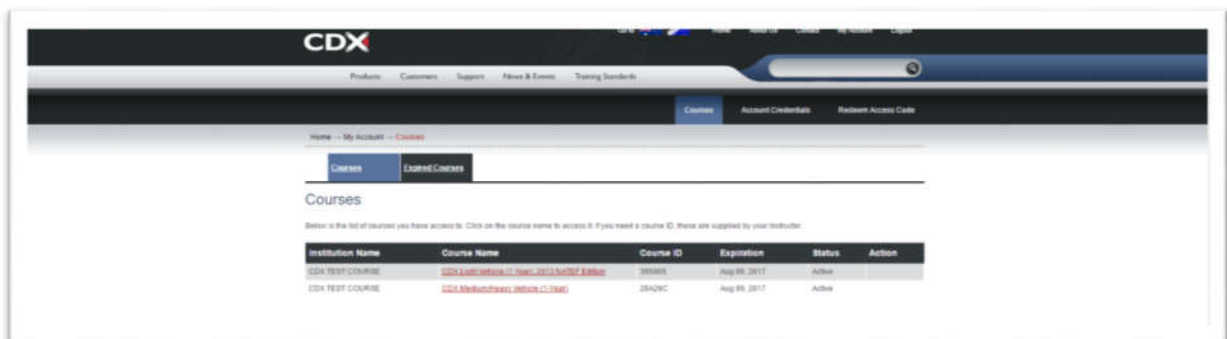
3. Under the heading *Returning User*, enter the email address and password that you used to create your CDX Account



4. Click the *Login* button



5. This will bring you to a page that lists any CDX courses that you are registered in under the *Course Name* column



6. If you are trying to access a Light Vehicle course that you are registered for, click on the link that begins with *CDX Light Vehicle*

Courses

Below is the list of courses you have access to. Click on the course name to access it. If you need a course ID, these are supplied by your instructor.

Institution Name	Course Name	Course ID	Expiration	Status	Action
CDX TEST COURSE	<a href="#">CDX Light Vehicle (1 Year), 2013 NATEF Edition</a>	395965	Aug 08, 2017	Active	
CDX TEST COURSE	<a href="#">CDX Medium/Heavy Vehicle (1-Year)</a>	28A26C	Aug 09, 2017	Active	

7. If you are trying to access a Medium/Heavy Vehicle course that you are registered for, click on the link that begins with *CDX Medium/Heavy Vehicle*

Courses

Below is the list of courses you have access to. Click on the course name to access it. If you need a course ID, these are supplied by your instructor.

Institution Name	Course Name	Course ID	Expiration	Status	Action
CDX TEST COURSE	<a href="#">CDX Light Vehicle (1 Year), 2013 NATEF Edition</a>	395965	Aug 08, 2017	Active	
CDX TEST COURSE	<a href="#">CDX Medium/Heavy Vehicle (1-Year)</a>	28A26C	Aug 09, 2017	Active	