

FUNDAMENTALS OF

Automotive Technology Online

CDX Learning Systems™

Modifying quiz settings

Instructor Training Series

Topics covered in this tutorial:

- **Modifying Quiz Settings:**
Timing, Grading, Review options and setting quiz availability for groups

Need further instruction?

Visit <http://www.cdxauto.com/TrainingLibrary>

Need support?

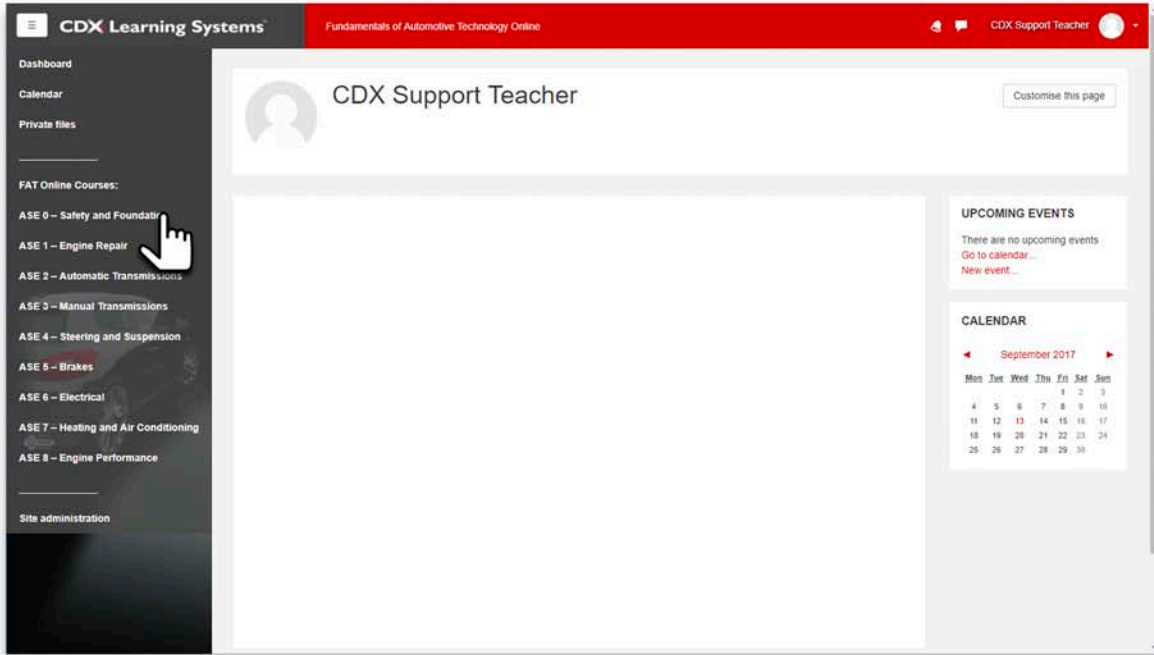
Contact the CDX Support Helpdesk

Email: cdxsupport@partnerinpublishing.com

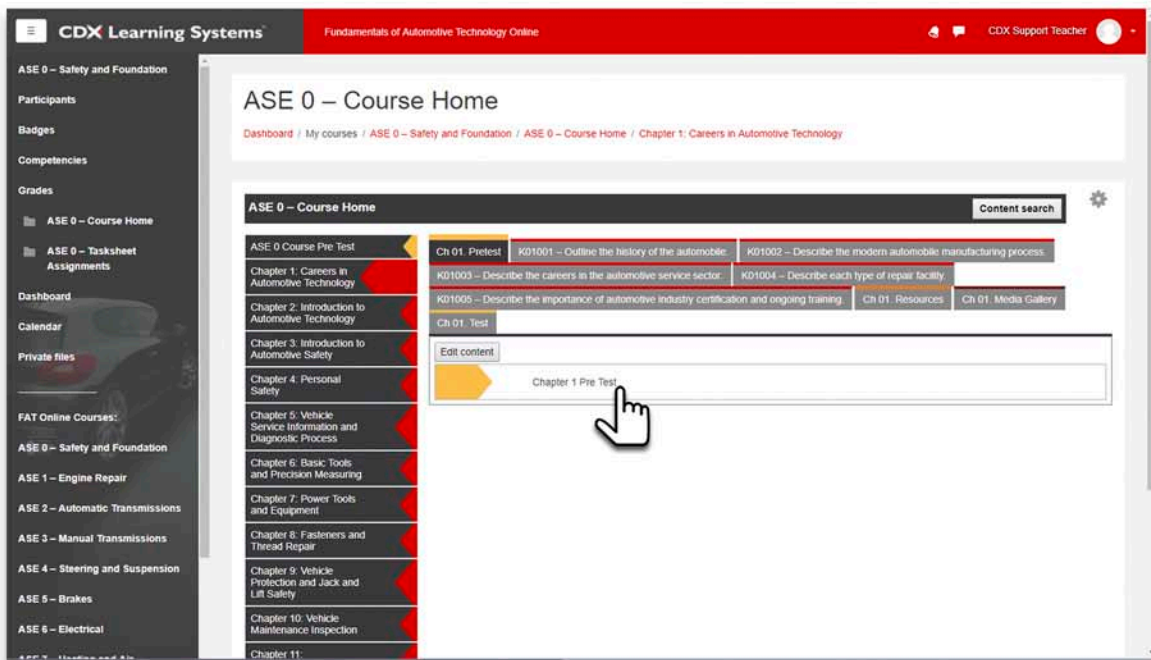
Phone: 1-844-273-7537

Begin by logging into your account at cdxauto.com and navigating to your CDX home page.

Then, from the navigation on the left, click on the course that contains the assignment whose settings you would like to modify.

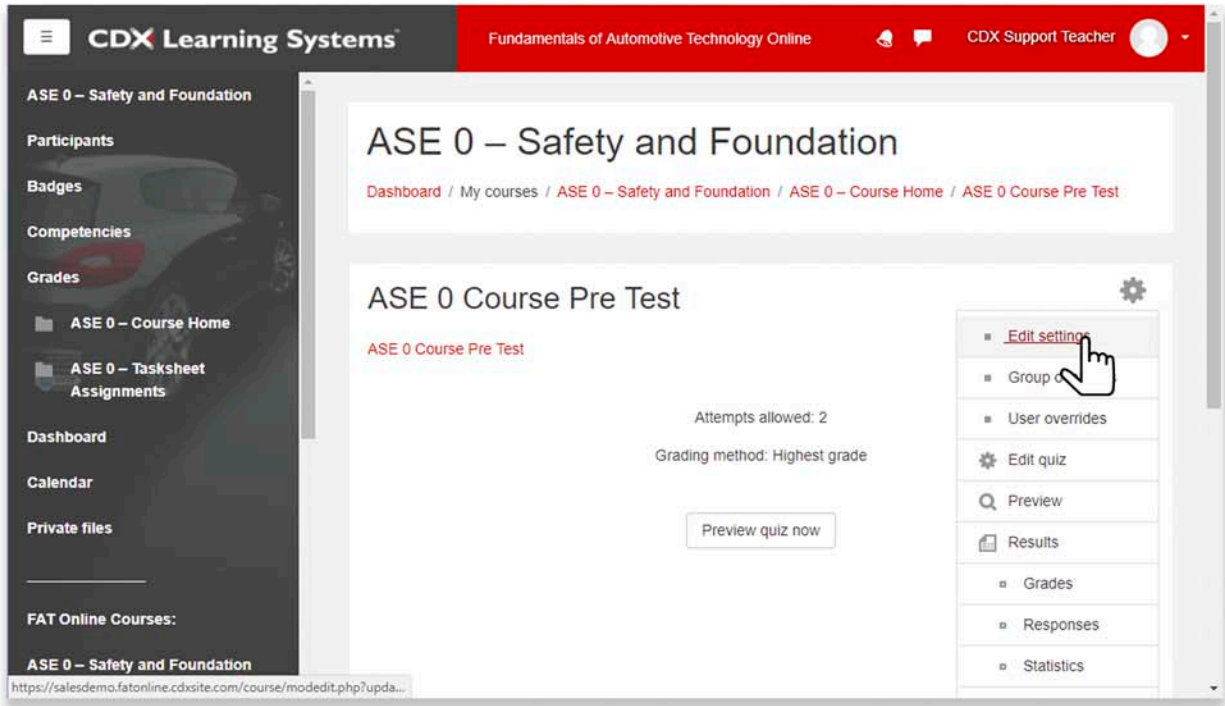


Navigate to that assignment and click on it.



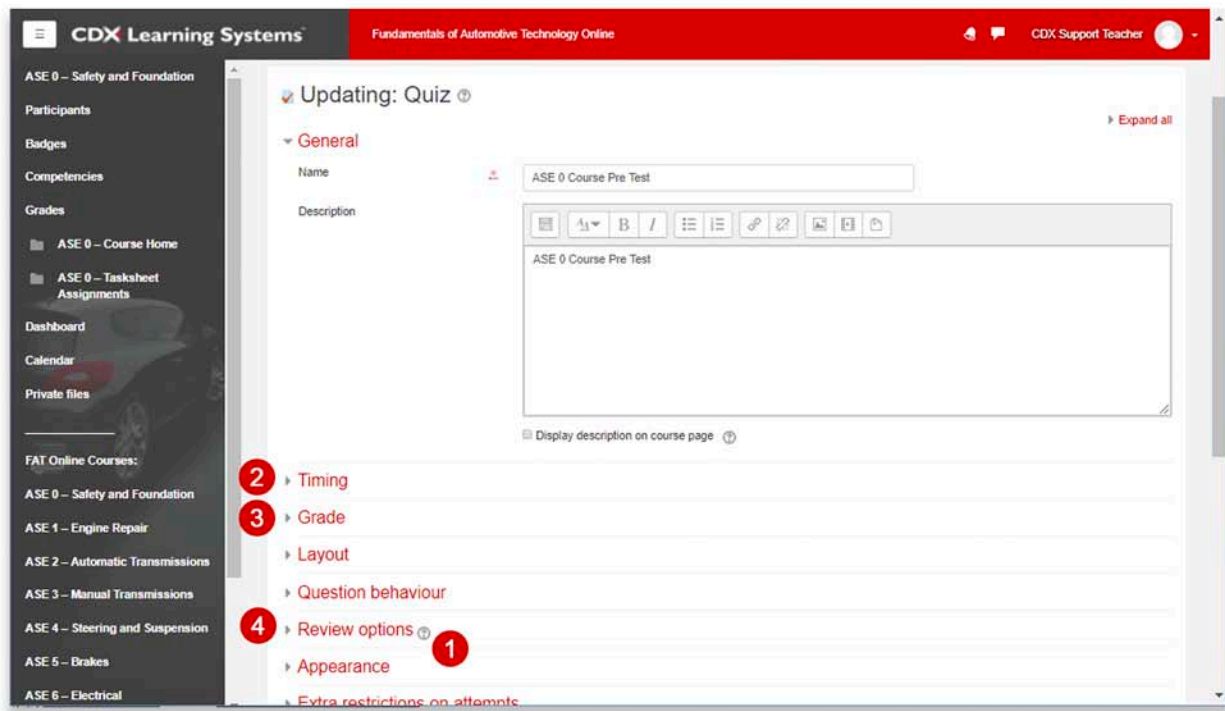
This will open the quiz in a new window.

Find and click on the gear icon in the upper right corner of the page, then select **Edit Settings**.



This will bring you to the Quiz Settings page.

Clicking on any red heading will expand that section to show you all of the settings for that section.



If you ever have a question about what a setting does, clicking on the **Question Mark**¹ button that appears next to each assignment will open a window with a brief explanation of that setting.

A few important sections are:

Timing² which allows you to set when the Quiz is available for students to take, and whether the quiz has a time limit.

Grade³ which allows you to set how many attempts are allowed and how those attempts are graded.

Review options⁴ which lets you control what feedback students can see after attempting assignments.

All settings on this page will affect anyone who takes this quiz, unless you also set a group override (see next steps).

To set availability specific for one class return to the initial Quiz page and click on the gear option to display the quiz options.

This time click on the option for Group Overrides, then Add Group Override.

CDX Learning Systems | Fundamentals of Automotive Technology Online | CDX Support Teacher

ASE 0 – Safety and Foundation

Dashboard / My courses / ASE 0 – Safety and Foundation / ASE 0 – Course Home / ASE 0 Course Pre Test

ASE 0 Course Pre Test

Attempts allowed: 2
Grading method: Highest grade

Preview quiz now

- Edit settings
- Group overrides
- User overrides
- Edit quiz
- Preview
- Results
 - Grades
 - Responses
 - Statistics
 - Manual grading
- Permissions
- Check permissions
- Filters
- Logs
- Backup

CDX Learning Systems | Fundamentals of Automotive Technology Online | CDX Support Teacher

ASE 0 – Safety and Foundation

Dashboard / My courses / ASE 0 – Safety and Foundation / ASE 0 – Course Home / ASE 0 Course Pre Test / Group overrides

ASE 0 Course Pre Test

Add group override

From the Override Group dropdown, select the group that you would like to apply these settings to¹.

Then modify any availability settings that you would like to be specific to this group, such as when the quiz is available², whether there is a time limit³, and how many attempts the students will have⁴.

CDX Learning Systems Fundamentals of Automotive Technology Online CDX Support Teacher

ASE 0 – Safety and Foundation

Dashboard / My courses / ASE 0 – Safety and Foundation / ASE 0 – Course Home / ASE 0 Course Pre Test / Edit override

ASE 0 Course Pre Test

Override

Override group **1** Test Group

Require password **2** Click to enter text

Open the quiz **2** 14 September 2017 15:00 Enable

Close the quiz **3** 14 September 2017 23:59 Enable

Time limit **3** 0 minutes Enable

Attempts allowed **4** 2

Revert to quiz defaults

Save Save and enter another override Cancel

There are required fields in this form marked *.

Once you have customized these settings click on the Save button to solidify these settings.