


Logging in to your LV or MLR Site

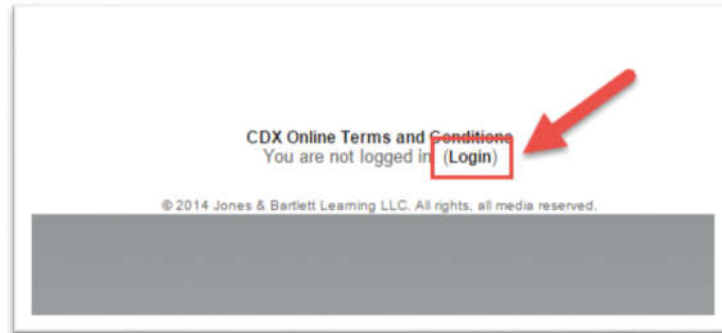
1. Navigate to your school specific CDX course page



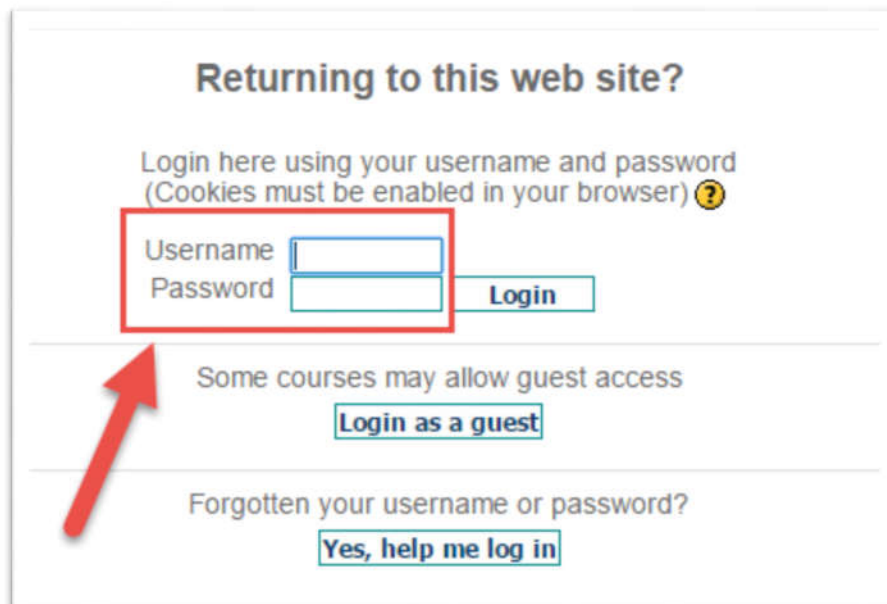
2. Scroll to the bottom of the page



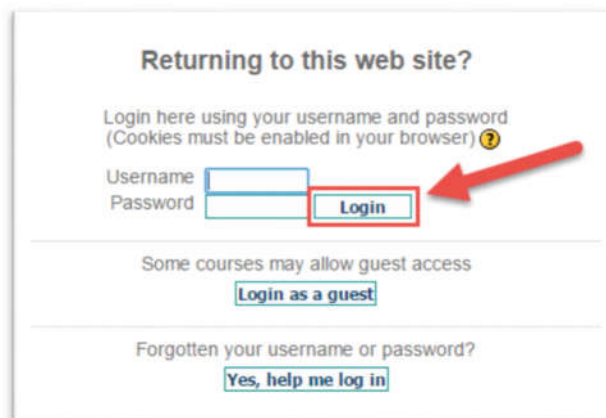
3. Click on the *Login* button



4. Enter your log in credentials



5. Click the *Login* button



6. The first time you log in to your account, you will first be asked to change your password

Change password

You must change your password to proceed

Username: trainingaccount
The password must have at least 4 characters.

Current Password*

New password*

New password (again)*

[Save changes](#)

There are required fields in this form marked*

7. In the *Current Password* box, enter the password you just used to log in

Username: trainingaccount
The password must have at least 4 characters

Current Password*

New password*

New password (again)*

8. In both the *New Password* and *New Password (again)* fields, enter the password you would like to use for your account (note: your new password must have at least 4 characters)

Username: trainingaccount
The password must have at least 4 characters

Current Password*

New password*

New password (again)*

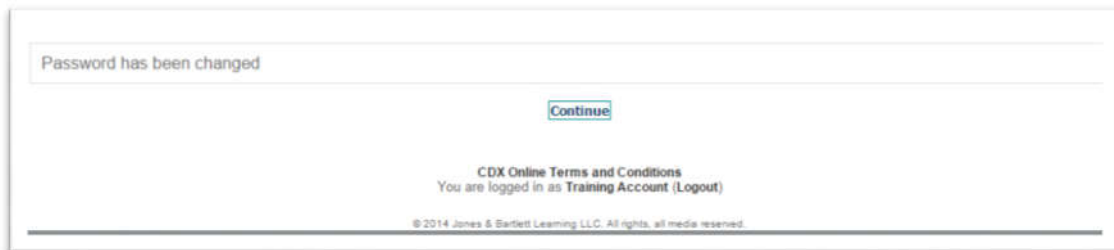
9. Click the *Save Changes* button



Username trainingaccount
The password must have at least 4 characters

Current Password*
New password*
New password (again)*

10. You will be brought to a page confirming your password has been changed

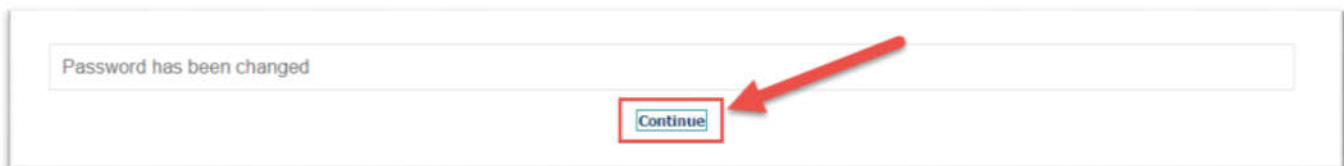


Password has been changed

CDX Online Terms and Conditions
You are logged in as Training Account (Logout)

© 2014 Jones & Bartlett Learning LLC. All rights reserved.

11. Click the *Continue* button to enter your course



Password has been changed