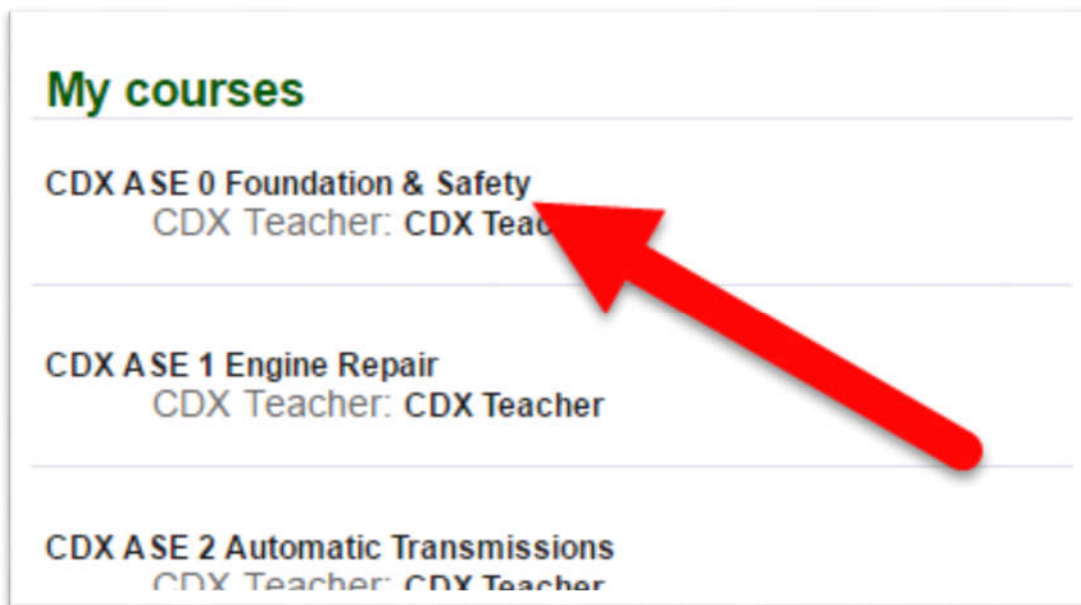
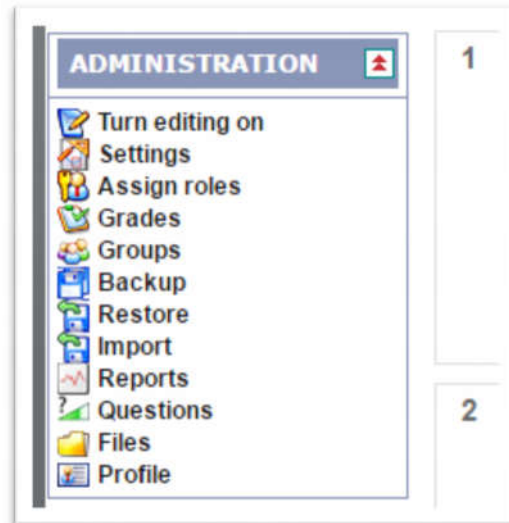


# Viewing the Gradebooks in your MLR2014 CDX Course

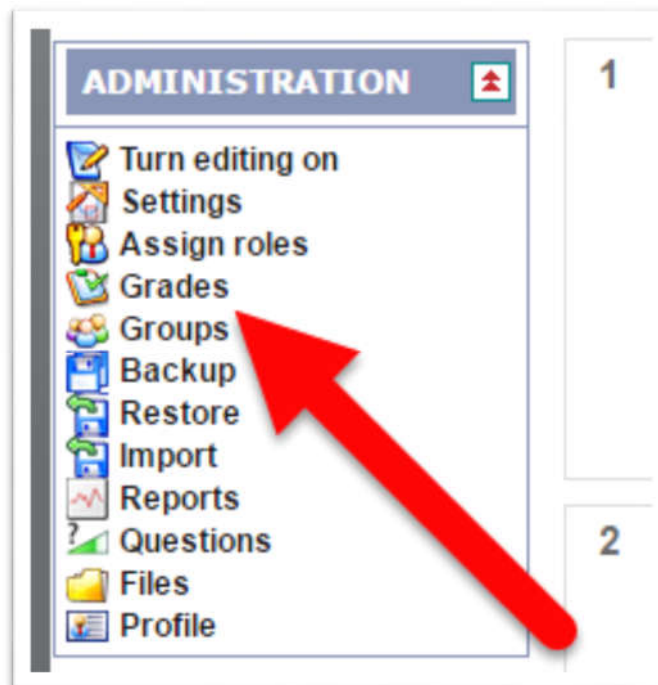
1. To begin, navigate to your CDX site page and log in to your instructor account.
2. Your CDX site will have a separate gradebook for each course section. To see the gradebook for one of those course sections, click on that course section from the list found under the heading My Courses.








3. This will bring you to the course home page for that course. On the left side of the page, find the blue box labeled Administration.



4. Under the Administration box, find and click on the Grades option.



5. This will bring you to the gradebook for that course. You will see the students of the course listed on the left side of the page, with the Assignments listed across the top.

		CDX ASE 0 Foundation & ...			
		ASE 0 Pretest		Chapter Pretests	
First name / Surname		Foundation and Safety ...	Category total	Careers in Automotive ...	Introduct
	Student One	38.73 % (3.67)	(0.00)	90.00 % (9.00)	
	CDX Student	-	-	-	
	Training Student	-	-	-	
	Student Three	24.49 % (2.45)	(0.00)	-	
	Student Two	28.53 % (2.65)	(0.00)	-	
Overall average		29.25 % (2.93) (3)	(0.00) (3)	90.00 % (9.00) (1)	